

Next Page

POST PRIMARY SCHOOLS PROGRAMME

Archaeology

Country Life

Decorative Arts & History

Natural History

September 2010 to June 2011







museum

National Museum of Ireland
Ard-Mhúsaem na hÉireann

www.museum.ie

Contents

Introduction	2
Planning and making the most of your visit	4
Booking information	6
 Archaeology, Kildare Street	9
<ul style="list-style-type: none">▪ Museum & Facilities▪ Gallery Sessions & Workshops▪ Resources for Teachers▪ Special Education Events	
 Country Life, Turlough Park	21
<ul style="list-style-type: none">▪ Museum & Facilities▪ Learning Sessions and Workshops▪ Resources for Teachers▪ Scheduled Programme▪ Cross of Cong Competition	
 Decorative Arts & History, Collins Barracks	37
<ul style="list-style-type: none">▪ Museum & Facilities▪ Resources for Teachers▪ Gallery Sessions & Workshops▪ Special Scheduled Programmes▪ Weekends & Midterms	
 Natural History, Merrion Street	49
<ul style="list-style-type: none">▪ Museum & Facilities▪ Workshops▪ Resources for Teachers	

Introduction

Why visit the National Museum of Ireland?

The National Museum of Ireland (NMI) is a centre for learning and creativity offering services and programmes for adults, families, children and young people. Every year the NMI welcomes large numbers of students and teachers from primary and post primary schools to participate in its learning programmes at each of its four museums in counties Dublin and Mayo.

The Education Department has ultimate responsibility for designing the schools' learning programme. The team applies an understanding and knowledge of the NMI's cultural resources and an in-depth skills, knowledge and experience base of teaching and learning methodologies and styles to develop a student-centred programme.

The programme for schools complements the curriculum across a range of subjects at primary and post primary levels. It offers opportunities for peer group learning. It allows for risk taking. It encourages experimentation and interrogation. It provides multiple entry points into exploring the wealth and wonderment of the NMI's exhibitions and collections.

The schools' programme is diverse and varied. Schools can participate in activities such as theme based tours, workshops, research projects, demonstrations and competitions. Schools can also engage in more self directed

learning opportunities assisted by activity sheets, teachers' notes and other resource material. Such resources are available on the NMI's website. They can be downloaded prior to a museum visit or available through the Bookings Office.

Museums are unique in offering opportunities to learn through handling original objects. The NMI offers object based learning opportunities through its handling workshops. These are thematically based on the NMI's exhibitions and collections. Participation in handling sessions supports individual and group based learning; introduces pupils to primary and secondary source material; stimulates reminiscence work and facilitates intergenerational based learning.

Connecting with learners' own experiences is central to ensuring the schools' programme is of interest to young people. Knowing the needs, interests and expectations of school visitors is critical. Through a robust evaluation process, the NMI's Education Department investigates how participants benefit from projects and how museum practice can be improved. The Education Department also consults with educators when developing resource material for schools. Such evaluation and consultation helps to ensure that standards are maintained at a high level and that our programme meets the needs of students and teachers.

The NMI's schools' programme enables students and educators to interact meaningfully with exhibitions and collections in the museum galleries. Discovery rooms or education resource spaces are extensions of this experience. They offer opportunities for handling objects, provide a space for delivery of workshops and encourage the reading of additional material to stimulate a greater understanding and knowledge of the NMI's exhibitions and collections.

An outreach programme is crucial to opening up the museum to a wider and more inclusive user group. While the NMI currently provides a limited outreach service to schools, the Education Department is exploring ways to further develop this service through the development of strategic partnerships with partners including teacher training colleges, education centres and subject networks. Developing such partnerships helps the Education Department achieve not only its outreach objectives but its other learning objectives.

The National Museum of Ireland looks forward to welcoming you to our four sites over this academic year and we hope that you will participate in the rich and varied schools' programme on offer.



“ It was really good...we were just allowed to talk about the objects ourselves... ”

Transition Year Student, aged 16

Planning and making the most of your visit

The following will assist you in organising an enjoyable and successful visit and should be read before making a booking.

Preparing for a Visit

A visit to the Museum is a great opportunity for teachers and students to learn together through exploration and discovery, observation and discussion. A well prepared visit can be the starting point for a project or the turning point for the student challenged by the conventional classroom environment.

Visit in advance

If possible, we advise teachers to make a visit in advance of bringing a group. Also we recommend that you visit the website at www.museum.ie for more information about the exhibitions and collections and to download any relevant online resources.

Have an objective in mind for your visit

Build the visit into a project at school – make it more than a ‘day out’. Decide on the purpose of your visit. Is the visit an information gathering exercise on your school’s local area? Is it related to an historical time period? Is it about improving skills? Is it to meet curricular requirements in History or Art or is it related to cross-curricular possibilities?

“ I loved the activity sheet My Favourite Object – it’s really good, it gives the students a sense of ownership. ”

Teacher

Set a task

If on a self guided visit, set a task for your students. Use Museum worksheets available at Museum reception (and on request) or make up your own. Ask students to draw or report on one object that they see or one from a list of named objects. If you are on a facilitated tour, ask students to take notes or write up a report on the tour.

Prepare the class

Prepare the students for the visit. Give them an idea of what they can expect to see, or have a discussion about the Museum in advance of the visit. Familiarise them with some of the vocabulary that they might come across at the Museum.

Post visit work

Have some follow-up work planned for back in the classroom, such as talking about a drawing they made of an object or the details of their tour.



Supervision & Child Protection

Adults in charge must remain with their group at all times during the visit and are responsible for their behaviour. To aid the Education & Outreach Department in delivering a quality service to schools the following maximum number of pupils per tour or activity will apply:

Post Primary Junior Cycle and Transition Year:

15 max

Post Primary Senior Cycle: 25 max

Students with Special Needs: 10 max plus carers

In the event that your group does not have adequate supervision, the activity you have booked may not take place. Further information on child protection and safety is available in the NMI's Child Protection Policy at <http://www.museum.ie/en/list/policies.aspx>.

Why we ask you not to touch

We ask visitors not to touch the exhibits to avoid damage to the national collections. Please advise the group beforehand not to touch exhibits, unless otherwise permitted.

Photography

Photography in the galleries or the Turlough Park House with camera or video is not permitted without prior permission in writing. Consent forms are available at Museum reception or the Bookings Office.

The NMI has produced a set of guidelines for the taking, management and storage of photographic images of children. Entitled **The Image Safe Handbook**, these guidelines will be available for download as a PDF from www.museum.ie. The handbook includes a copy of a consent form for primary carers to sign giving the NMI written permission to take, use and store images of children.

Booking information

Do I need to book in advance?

Yes - all visits whether self directed or facilitated by Museum educators, must be booked in advance. Bookings must be made at least two weeks in advance of the planned visit.

What if I don't book in advance?

Groups who book in advance through the Bookings Office will have priority in the Museum galleries over groups that do not book.

Please note that groups who do not book their visit through the Museum's Bookings Office may not be able to have full access to the Museum.

How many students can I bring?

Check the service you require for information on maximum numbers. If you are bringing a larger group to the Museum, it is possible, depending on demand, to bring groups of up to 30 students who can be split into two groups.

Self-directed visits can be larger (up to 45) though we recommend that the smaller the group, the better the experience in the Museum. See page 5 for information on adult supervision of students under 18 years old.

What is the cost of a guided /self-guided visit?

All education services to schools are **FREE**.

What are the opening hours?

- Tuesday to Saturday from 10.00am to 5.00pm
- Sunday 2.00pm to 5.00pm

The Museum is closed on Mondays.

How do I book a visit?

Contact the **Dublin Bookings Office** to make a booking or to find out more about the education service at the National Museums in Dublin listed below.

Archaeology

Decorative Arts & History

Natural History

Email bookings@museum.ie.

Telephone: 01 6486 453

(Please note that due to high levels of demand and limited staffing you are advised to book by email).

Country Life

Contact the **Country Life Bookings Office** to make a booking or to find out more about the education service at the National Museum of Ireland – Country Life.

Bookings Office Details

Education & Outreach Department,
Turlough Park, Castlebar, Co. Mayo.

Email: educationtph@museum.ie

Telephone: 094 9031751 or 01 6486304

Fax: 094 9031498

Bookings Office hours for all Museums above:
Monday to Friday 10.00am – 2.00pm



Bookings can only be confirmed by the Bookings Office. A confirmation form will be issued in writing, or by fax or email. Please check the form and notify the Bookings Office immediately if you need to change any details. Please present the confirmation form to reception staff as proof of booking.

Groups booked for all visits should arrive in good time. We cannot guarantee a full tour or activity if your group is more than 15 minutes late. Please notify the Bookings Office if you are running late on the day of your visit.

If you wish to cancel a booking or change group numbers, please notify the Bookings Office as soon as possible. Groups who fail to notify the Bookings Office of a cancellation at least 48 hrs before the visit will be charged €40 per tour/workshop.

How long can our visit last?

Facilitated visits last a minimum of 1 hour. If galleries are not busy, self-directed groups can stay as long as they like. We recommend that groups allow 2hrs for a visit.

What is the difference between a self directed visit, a gallery-based session and a workshop?

- Groups can book self directed visits through the Bookings Office. Resources for self directed visits are available through the Bookings Office or on the Museum's website at <http://www.museum.ie/en/education.aspx>.
- Gallery-based sessions and workshops are facilitated by Museum educators and focus on a particular theme or idea in a gallery, and encourage the student to engage in a more in-depth way with objects. All visits facilitated by Education staff are delivered with an emphasis on interactivity to generate a two-way discussion about what the students are looking at.

Can we do more than one activity per visit?

We recommend that groups undertake just one facilitated activity during their visit to maximise on the learning potential of the visit.

For further information on programme details see <http://www.museum.ie/en/list/services.aspx>.

What is available in Irish?

Tá bileoga oibre, roinnt litríocht agus rogha turais le treoraí ar fáil trí Ghaeilge do pháistí san Ard-Mhúsaem. Glaoigh ar an Oifig Teagmhála chun tuilleadh eolais a fháil faoi na seirbhísí seo.

Activity sheets, educational literature and selected tours are available through Irish. Please contact the Bookings Office for more information about these services.

“ Bhí lá iontach acu! An turas scoile is fearr ariamh! ”

Múinteoir



National Museum of Ireland - Archaeology



Kildare Street, Dublin 2

pages 9-20

September 2010 to June 2011





Archaeology

MUSEUM & FACILITIES

■ WHAT'S IN THE MUSEUM

The National Museum of Ireland - Archaeology is the national repository for all archaeological objects found in Ireland and is home to over two million artefacts. Exhibitions include the finest collection of prehistoric gold artefacts in western Europe, outstanding examples of metalwork from the Celtic Iron Age and Early Christian Ireland and, the Museum's world-renowned collection of medieval ecclesiastical objects and jewellery. Exhibitions include, **Ór - Ireland's Gold, Prehistoric Ireland, Kingship and Sacrifice, Iconic Treasures, Viking Ireland, Medieval Ireland 1150 - 1550, Ancient Egypt, Ceramics and Glass from Ancient Cyprus and Life and Death in the Roman World.** More information about the time periods and key artefacts on display in each exhibition is available at <http://www.museum.ie/en/exhibition-list/archaeology-and-ethnography-permanent-exhibitions.aspx>.

Please note the main Treasury exhibition is closed for redevelopment. Only the key items from this exhibition are currently on display in the Iconic Treasures exhibition. For a list of these objects on display, please check our website.

Archaeology

MUSEUM & FACILITIES

- WHAT'S IN THE MUSEUM
- FACILITIES
- HOW TO GET THERE

GALLERY SESSIONS & WORKSHOPS

- TOURS
- SPECIALISED TOURS
- WORKSHOPS

RESOURCES FOR TEACHERS

- SELF DIRECTED LEARNING RESOURCES
- CLASSROOM RESOURCE

SPECIAL EDUCATION EVENTS

■ FACILITIES

Access

The ground floor exhibitions, Museum gift shop, Museum Café and restrooms are wheelchair accessible. There is no wheelchair accessibility to the first floor exhibitions.

Shop

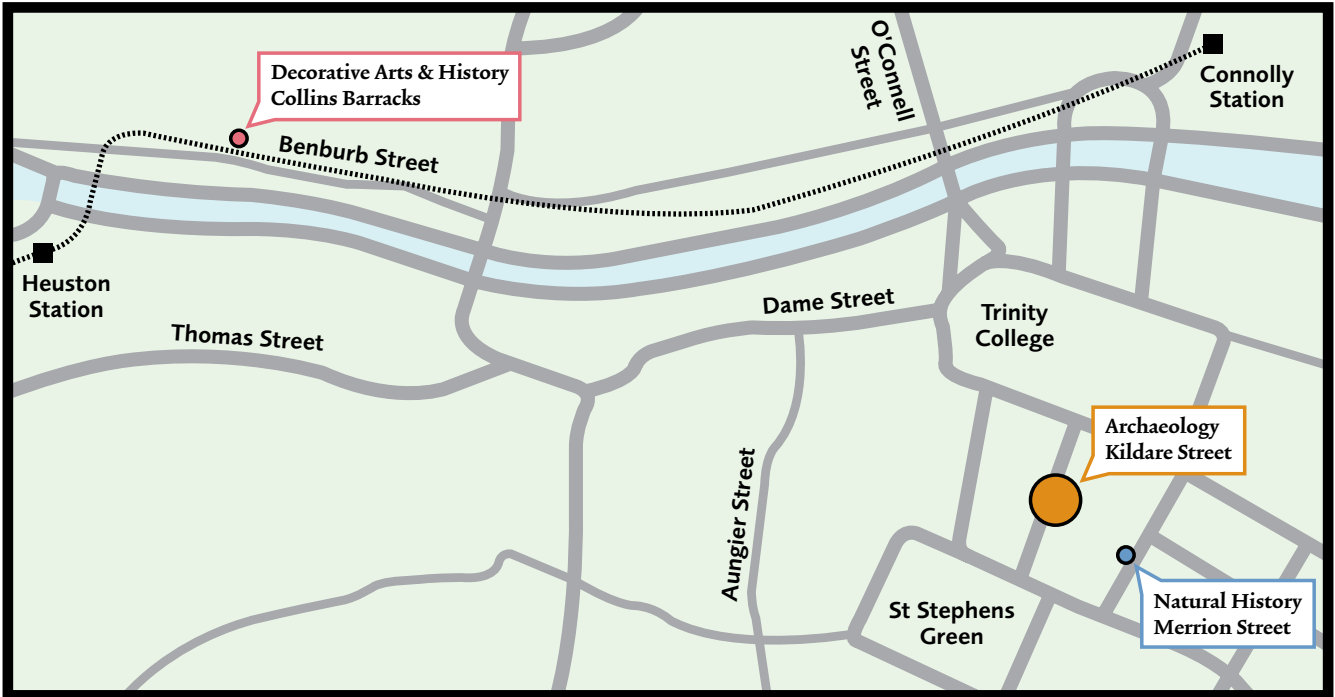
At the Museum entrance is the gift shop, which contains many books about archaeology and Irish Prehistory. The Museum shop offers teachers a 10% discount.

Café

Stephen's Green and the Grafton Street area, which are within a few minutes walking distance, provide a variety of options for picnicking and lunch.

Viking Audio Visual

This audio visual film (20 minutes duration) traces the history of the Vikings' arrival into Ireland and their impact on various elements of Irish life. It also examines objects on display in the Viking Ireland exhibition at the Museum. The AV Theatre seats 60.



HOW TO GET THERE

- On Foot
The Museum is approximately a two minute walk from Grafton Street or St Stephen's Green and a 15 minute walk from O'Connell Street or Dublin Docklands.
- Public Transport
Bus: 7, 7A, 10,11,13 (O'Connell Street) all pass through Kildare Street and there is a stop at the Museum.
Luas: Green Line Luas (tram). Two minutes walk from 'St Stephen's Green' stop.
Train: Five minutes walk from Pearse Station on Westland Row.
- Coach Parking: There is coach parking on Nassau Street.

We hope that you enjoy your visit.





GALLERY SESSIONS & WORKSHOPS

Gallery sessions, tours and workshops for post primary schools are aimed at meeting the requirements of the SESE curriculum, in particular history. They encompass a variety of hands on activities and tours which are fun and informative and include essential aspects of the curriculum. Other subjects supported by our programmes are Visual Arts, English, Irish, Geography and Drama. Gallery sessions and workshops are facilitated by Education staff and are delivered with an emphasis on interactivity to generate a two-way discussion about what the students are investigating.



TOURS

Prehistoric Tour

The Prehistoric Tour provides students at post primary level with an introduction to the Stone Age, Bronze Age and Iron Age by exploring and investigating the collections of artefacts from these time periods which are on display. This participatory tour explores aspects of Prehistoric Ireland and Ór- Ireland's Gold exhibitions. Information about these two exhibitions, which students will access during their visit, can be obtained at <http://www.museum.ie/en/exhibition-list/archaeology-and-ethnography-permanent-exhibitions.aspx>. More information on some of the key objects, including Bronze Age artefacts, is available at <http://www.museum.ie/en/exhibition/prehistoric-ireland.aspx>.

Maximum: 20 per group.

Duration: approx. 45 minutes

Key Curriculum Strands

Junior Cert History Syllabus

Section 1 How we find out about the past

- The work of the historian
- Our roots in ancient civilisation

History of Art Tour

This tour, aimed at Leaving Certificate Art History students, chronologically traces the development of art in Ireland through examination of objects in the Museum. This tour begins in prehistoric Ireland, taking in relevant objects from the Neolithic period, the Bronze Age gold collection, and Iron Age La Tene objects. From prehistory the discussion leads to early Christian and Medieval Ireland, with a focus on metalwork. Students are encouraged to

examine key objects, with an emphasis placed on material, form, decoration and techniques. Information about some of the major pieces of the Bronze Age and Early Christian Ireland and techniques used to create them are available at <http://www.museum.ie/en/exhibition/irelands-gold-introduction.aspx>.

Please note as the main Treasury exhibition is closed for redevelopment only the key items from this exhibition are currently on display in the Iconic Treasures exhibition. For a list of the objects on display, please check our website. This tour due to space restriction will not visit the Iconic Treasures exhibition.

Key Curriculum Strands

Leaving Certificate Art Syllabus

History and Appreciation of Art

- Section 1 – Art in Ireland (from Prehistoric times to the present)

Viking Ireland

This participatory tour is based on the collections within the Viking Ireland Gallery. The exhibition examines chronologically the arrival of the Viking settlers to Ireland, exploring aspects of their Scandinavian heritage, their initial impact and later influence on Irish life. Students investigate artefacts relating to ship-building, weaponry, dress, and more everyday aspects of Viking life from trade and economy to the development of towns in Ireland. Information on this exhibition is available at <http://www.museum.ie/en/exhibition/viking-ireland.aspx>.

Maximum: 20 per group.

Duration: approx. 45 minutes.

Key Curriculum Strands

Junior Certificate History

Section I How we find out about the past

- The work of the historian
- Our roots in ancient civilization

Ancient Egypt

This participatory tour focuses on Ancient Egypt, covering the span of Egyptian civilisation from the Predynastic Period, c.5000BC to the Roman period c.395AD. The tour encompasses a variety of aspects of this ancient civilisation, portraying the vibrant life of the Egyptian populations, exploring the myths surrounding their many gods, aspects of daily ritual activity, hieroglyphs and the sacred traditions associated with death and burial. Students also discover and explore the processes of mummification and are given the opportunity to come face to face with a real mummy! Information on this exhibition is available at <http://www.museum.ie/en/exhibition/ancient-egypt.aspx>.

Maximum: 15 per group.

Duration: approx. 30 minutes.

Key Curriculum Strands

Junior Certificate History

Section 1 How we find out about the past

- The work of the historian
- Our roots in ancient civilization



Ireland in the Middle Ages

This tour explores the political background and aspects of daily life in Medieval Ireland, from the arrival of the Anglo-Normans in the mid 12th century, through to the reformation of the 16th century. The exhibition and tours are divided into three main themes: Power, Work and Prayer. Students will see artefacts demonstrating and exploring the impact of the Anglo Norman Lords' arrival, artefacts which give evidence about work, diet and life in rural and urban Ireland, and the role of the church in this time period. Information on this exhibition is available at <http://www.museum.ie/en/exhibition/medieval-ireland-1150-1550.aspx>.

Maximum: 20 per group.

Duration: approx. 45 minutes

Key Curriculum Strands

Junior Certificate History

Section 1 How we find out about the past

- The work of the historian
- Castle, Church & City

Kingship and Sacrifice

This tour details recent finds and investigations of the remains of Iron Age bog bodies in Irish Bogs. The tour offers students the opportunity to step back in time and meet some of the inhabitants of Iron Age Ireland.

Through interaction with these fascinating finds, students discover why these bodies may have been placed in bogs, who they may have been and their role in the community and even what their last meal was!

This tour also includes other finds from Irish bogs and steadily builds up a picture of daily life in Ireland 2000 years ago. Information about the exhibition is available on the exhibition and collection pages at <http://www.museum.ie/en/exhibition/kingship-and-sacrifice.aspx>.

Maximum: 20 per group.

Duration: approx. 45 minutes.

Key Curriculum Strands

Junior Certificate History

Section 1 How we find out about the past

- The work of the historian
- Our roots in ancient civilization

SPECIALISED TOURS

Specialised tours can be arranged to focus on specific areas related to exhibits on display. Examples of these are tours which explore particular aspects of the culture in a time period, such as ritual, technological developments, or daily life during a particular time period. Tours can also concentrate on the archaeological evidence from a particular county or region in Ireland.

Maximum: 30 per group.

Duration: approx. 45 minutes.



“ To my mind what the lads gained from the experience is almost incalculable. An important door has been opened for them, they have been somewhere they have never been before and never would have ventured prior to this. ”

CBS School Principal, Dublin

WORKSHOPS

‘Make a Prehistoric Clay Pot’

This workshop invites students to examine the different types of Neolithic and Bronze Age pottery on display in the Museum. This is followed by a sensory-based handling session with replica prehistoric pottery and hands on workshop. This interactive workshop prompts students to think about the domestic and ritual contexts that the pottery came from, the different techniques involved in its production and the people who made it. The students can then put what they have learned into practice and make their own clay pot.

Please note this workshop will only be available in 2011, as it is delivered in the Education Resource Room of the Museum, which will be closed for refurbishment in the winter months.

Maximum: 20 per group.

Duration: approx. 60 minutes

Key Curriculum Strands

SESE History

- Working as an Historian
- Time and Chronology
- Using Evidence
- Life, society, work and culture
- Continuity and change over time

Arts Education – Visual Arts

- Looking and responding
- Developing form in clay



RESOURCES FOR TEACHERS

SELF DIRECTED LEARNING RESOURCES

Teachers who wish to make a self-guided visit are welcome. The activity sheets listed on this page are a good resource for a self-guided visit and examples of them are on the Explore and Learn pages of the website. Please let the Bookings Office know if you intend to make a self-guided visit with your class.

Sketching in the Gallery

Groups of students are welcome to come in and sketch in the galleries. If you would like to bring a group in, please let the Bookings Office know and also explain which exhibition spaces you would like to use for this purpose. The exhibition galleries can be very busy at certain times of the day and during the academic term. The Bookings Office can advise you of the most suitable time for this activity.

Notes on the Development of Early Irish Art

A set of study notes is currently being developed by the Education and Outreach Department of the National Museum of Ireland as a result of an outreach initiative by the National Gallery of Ireland. These notes will act as an aid to both Junior Certificate History students and Leaving Certificate History of Art students. From Megalithic passage tombs and Bronze Age Gold, to Early Christian Metalwork such as the Tara Brooch and Ardagh Chalice, one Neolithic structure and 24 objects will be highlighted in these notes and examined for their material, shape, form and function. Background

information on key periods will provide a context for the objects. A glossary of archeological and art terms will also accompany the notes. This resource will be available as a PDF on the Explore & Learn pages at <http://www.museum.ie/en/list/explore-and-learn-archaeology-ethnography.aspx>.

Activity Sheets

A set of activity sheets for students and teachers' notes are available at <http://www.museum.ie/en/list/explore-and-learn-archaeology-ethnography.aspx>. These are based on the Medieval Ireland exhibition. There are six sheets in the set, two of the sheets per set are based on one of the following three topics: Power, Work and Prayer.

The activity sheets are as follows

- Power** Anglo Norman Lords and Irish chiefs
& Lady Margaret Butler
- Work** People in the country
& People in the town
- Prayer** People in the Christian Church
& Pilgrim People

Junior Certificate Key Curriculum Links

History


- How we find out about the past.
Castle, city and church.

Copies of the sheets are available from the Bookings Office and some of the above sheets are also in PDF format on the Museum website.

CLASSROOM RESOURCE

Poster - The Raised Past

Use this poster to show how Irish bogs have been a rich source of archaeological evidence for life in the past.



“ I brought a group of 2nd year students for three consecutive weeks and we completed a project on Egyptian Mummies. The project tied in with the Environmental Social Studies course on the Junior Cert. The students thoroughly enjoyed attending the Museum and completing the project. ”

Teacher, Dublin

On one side of this poster ‘The Raised Past’ key finds from Irish bogs and the time period and county they were found in are listed. On the reverse side of the poster there is information on the National Museum of Ireland and ‘Peatland Treasures’ including the importance of bogs in preserving artefacts, recent discoveries of two bodies in Irish bogs and the resulting Kingship & Sacrifice exhibition. Any teacher who visits with a class is welcome to one of these posters. Ask the Education Department at the Museum for a copy.



SPECIAL EDUCATION EVENTS WINTER TERM 2010

Science Week
7th to 14th November 2010

Special Science Week Lecture

Tuesday 9th November

Depicting Faces from the Bog

By Dr Caroline Wilkinson, Senior Lecturer & Facial Anthropologist at the Centre for Anatomy & Human Identification, University of Dundee.

Bogs have preserved the human remains of some of the people who died there in prehistoric times, giving rise to what we commonly call Bog Bodies. The unusual chemical conditions in bogs can preserve not only skeletal but also some soft tissue remains of bodies. However due to a variety of reasons, many of these bodies and faces became misshapen and warped. The remains then often only give a tantalising idea of what our ancestors could have looked like. Clonycavan man discovered in 2003 was one such Bog Body. Technology has helped scientists, led by Dr Wilkinson, to reconstruct the face of this man to give the public an insight into what he might have looked like when alive. Dr Wilkinson's talk will look at the methods and steps developed for forensic facial anthropology and used by the team to recreate the face of Clonycavan man.

A limited amount of places are available for groups. Please contact 01 648 6332 to reserve a place for your class.

Kingship and Sacrifice Science
Week Tours

Thursday 11th & Friday 12th
November 2010

This tour details recent finds and investigations of the remains of Iron Age bog bodies in Irish Bogs. Students discover how scientists and archaeologists worked together to discover why these bodies may have been placed in bogs, who they may have been and their role in the community and even what their last meal was!

Maximum: 20 per group.

Duration: approx. 45 minutes.

Year Round and Seasonal Events for Families

There's a regular programme of events for adults and families at the Museum all year round – Adult Gallery Talks, 'My Museum' Family Workshops, and other special events. There are also special events run for children during school holidays and mid-term breaks.

For more information please contact the Bookings Office or check online at

<http://www.museum.ie/en/list/calendar-of-events.aspx>.

For updates on our programme, please check the Explore and Learn section of our website at <http://www.museum.ie/en/list/explore-and-learn-archaeology-ethnography.aspx>.



SPECIAL EDUCATION EVENTS COMING IN 2011

NATIONAL MUSEUM OF IRELAND - ARCHAEOLOGY

February 2011 Object Sketching with Thomas Lynch

Get your students to develop their still life drawing skills with the assistance of artist Thomas Lynch. The group will be provided with clipboards and work on their drawing skills in the exhibitions. The duration will be 90 minutes. Suitable for all second level art students. Check our website for more details in January 2011.

March 2011 Become A Scribe Workshop with Josephine Hardiman

For 2011 we will have a new workshop based on the development of the art of lettering in Medieval Times. Looking at the writing tools which are on display, the group will then try their own hand at some of the beautiful lettering styles developed at this time. Suitable for all second level art students. Check our website for more details in January 2011.



“ The whole experience has given them a huge boost of confidence and self worth and this is largely due to the way you received them, related to them and worked with them. The positive effects will have a broader impact in their approach to learning. ”

CBS School Principal, Dublin



National Museum of Ireland - Country Life



Turlough Park, Castlebar, Co. Mayo

pages 21-36

September 2010 to June 2011





Country Life

MUSEUM & FACILITIES

■ WHAT'S IN THE MUSEUM

The National Museum of Ireland - Country Life tells the story of our rural ancestors from the mid-19th to the mid-20th Century. Through clothing, tools, domestic furniture and other artefacts you can glimpse this vanishing way of life.

The exhibitions are housed in a purpose-built and award-winning museum building. The museum is set into the terraces of a lake and in the grounds of the Victorian gothic Turlough Park House.

Turlough Park House

Public facilities, including a restaurant, bookshop and library as well as staff offices are located in the Victorian Turlough Park House - formerly the home of the Fitzgerald family. Built in 1865, the original drawing room and library of the 'Big House' are open to the public and furnished as they may have looked in 1900.

MUSEUM & FACILITIES

- WHAT'S IN THE MUSEUM
- FACILITIES
- HOW TO GET THERE

LEARNING SESSIONS AND WORKSHOPS

- TOURS
- WORKSHOPS & DEMONSTRATIONS

RESOURCES FOR TEACHERS

- SUGGESTION FOR YOUR GROUP VISIT

SCHEDULED PROGRAMME

CROSS OF CONG COMPETITION

Grounds

The Victorian gardens, restored under the Great Gardens of Ireland Restoration Programme, include terraces, a man-made lake and islands. The main focal point is an ornamental free-standing glasshouse. A central path to the rockery is flanked by formal flower beds, surrounded by paths and lawns. A conservatory, which is a curvilinear lean-to on the stable wall, is an interesting period piece and indications are that it may be by Richard Turner, famous for the glasshouses at the Botanic Gardens, Glasnevin, Dublin and the Royal Botanic Gardens, Kew. The grounds are great for a nature ramble or just a walk if the weather is fine. Picnic tables are also available.

House Building Project

The structure, built in 2003 as a public programme, is located above the main car park. It showcases the materials and techniques used in the building of traditional cottages. There is an explanatory poster adjacent.

Audio Visual

The Audio Visual film (20 minutes duration) provides background information on the National Folklife Collection and the traditional way of life in rural Ireland. The AV Theatre seats 60.

Exhibition Galleries

The modern exhibition galleries are laid out on four floors. Exhibitions include the history of the Folklife collections, political and social history, landscape and environment, trades and crafts, life in the community, working on land and water and activities in the home.

Temporary Exhibitions

There are at least three to four new temporary exhibitions each year.

- **Straw, Hay, Rushes.** Continues to the end of 2011. This exhibition shows the great ingenuity of people in how they used materials as basic as straw, hay, rush to make everyday objects for use about the house and farm.
- **Cross of Cong.** Continues to the end of June 2011. The Cross of Cong is one of Ireland's greatest treasures which returns to Mayo after an absence of 170 years. It was made in 1123 to encase a fragment of the true cross.
- **RDS Crafts Exhibition** 2nd Sept to 15th Oct
Winning and commended entries from the RDS National Crafts Competition and the RDS Student Art Awards.

For details of other temporary exhibitions see <http://www.museum.ie/en/exhibition-list/country-life-temporary-exhibitions.aspx>

FACILITIES

Access

The Museum buildings are wheelchair accessible.

- Wheelchairs available at reception
- Disabled toilets
- Lift to all floors

For groups with hearing difficulties and visual impairments we can provide:

- FM Tour Guide System
- Large print version of the general tour
- Handling Objects

Cloakroom

There are limited cloakroom facilities. Children should bring as little baggage as possible into the Museum buildings. Purses and other valuables should be kept on the person during the visit.

Shop

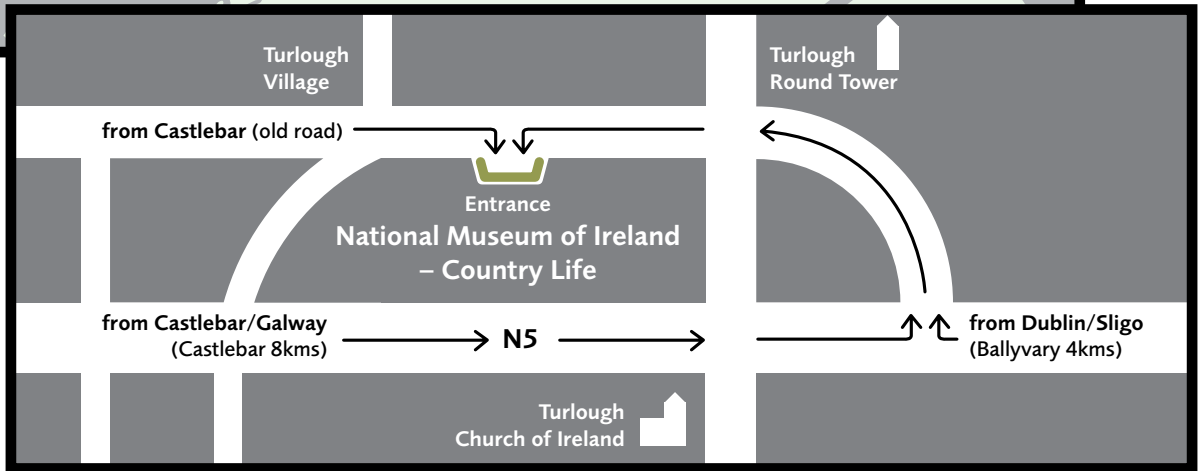
The Museum Shop stocks an extensive range of books on Irish folk and country life as well as publications relating to the other National Museum sites. Unique art and craft items produced by Irish craftsmen and women are available for sale.

Café

The Museum café provides special meal deals for schools. Please contact the café directly on 094 9289972 or email caolon@brambles.ie for more information or to make a café booking. We strongly advise that you make a booking for your museum visit first.

Lunch Room

While the museum does not have a dedicated space for school lunches, a covered marquee with tables and chairs is available and can be pre-booked.



HOW TO GET THERE

Access by car

Access to the museum is from Turlough village, which is situated off the N5, four miles east of Castlebar, Co. Mayo

Approximate distances from

Dublin: 242 kms, Galway: 91 kms, Sligo: 70 kms. Limerick: 186 kms, Knock Airport: 37 kms

Useful numbers

Bus services to and from Castlebar:
Bus Éireann at 096 71800
www.buseireann.ie

Train schedules to and from Castlebar

Castlebar Train Station at 094 9021222
www.irishrail.ie

Taxi and mini-bus hire details

Castlebar Tourist Office at 094 9021207
(Open April-September)

Parking

Free supervised coach parking facilities available.

Finally, if your group is travelling by Mini Bus, Bus or Coach, please advise the driver that the entrance to the Museum is quite narrow and caution is needed.

We hope that you enjoy your visit.

Service for Schools

Our track record

The Museum is now in its tenth year of providing quality education services for schools. In 2003 we won the award for 'Best Access and Outreach Initiative' at the Museum of the Year Awards. In 2004 and again in 2009 we were awarded a Sandford Award for Heritage Education from the Heritage Education Trust 'in recognition of the quality education delivered' at Turlough Park.

Many schools make repeat visits to the Museum taking advantage of the wide range of tours, activities, art & craft workshops, science activities, storytelling and other programmes.



CROSS OF CONG COMPETITION

The National Museum of Ireland-Country Life invites students to use their creative writing skills by composing a poem or a short story inspired by the Cross of Cong. See page 31.

CONGRATULATIONS

Design a T-Shirt Competition Winner:
Jade Costigan.
St. Marks Community School, Tallaght

Details available at www.museum.ie

LEARNING SESSIONS AND WORKSHOPS

TOURS

All interactive tours last between 45 and 60 minutes.

1. General Tour includes

- Introduction to Turlough Park House, its History and Surroundings
- Historical and Environmental Context
- Living and working in the community
- Appropriate links to various months of the Calendar Year

(This tour is also available in Irish)

2. General Tour with a Focus

Choose one from the following:

NEW : Temporary Exhibitions

- Cross of Cong
- Straw, Hay and Rushes
- RDS Crafts Exhibition

Activities in the Home

- Hearth and Home
- Lighting
- Clothing

Working on Land & Water

- Farming
- Fishing

Trades

- Blacksmith
- Tinsmith
- Basket maker
- Thatcher
- Shopkeeper
- Harness maker
- Carpenter
- Shoemaker
- Wood Turner
- Tailor
- Cooper
- School Teacher

Cycle of Life

- Birth, Marriage, Death

Seasonal Calendar

- St. Brigid's Festival
- Easter
- Summer
- Hallowe'en
- St. Patrick's Day
- May Day
- Harvest
- Christmas

Historical Context

- Land Issues and political developments

3. Behind the Glass Case

Science Tour – Why and how the Museum buildings and exhibition cases are designed to protect the objects.

4. Nature Ramble (all seasons)

What are the seasons, how do they affect trees, plants and animals? Learn to identify trees.

5. Housing in the Last 100 Years

Vernacular housing styles and traditional materials and techniques

6. Sustainability

The use of locally available natural resources and recycling.

7. Saints, Patterns and Patrons

Did you know that St. Kevin is the patron saint of blackbirds? Learn about the lives, legends and legacies of Ireland's holy men and women.

8. Celtic Revival and Cultural Nationalism

The growth of cultural nationalism in Ireland in the late 19th century.

9. Fact or Fiction Tour

Which guide speaks the truth about the museum objects and which one is making it up? You decide!

WORKSHOPS AND DEMONSTRATIONS

Workshops are of one-hour duration unless otherwise stated.

All materials are supplied.

General Workshops

1. 'If things could talk': Investigating Objects
2. Investigating Pictures
3. Traditional Clothing
4. Simple Weaving Techniques
5. Decorating Ceramics
6. Traditional Games*
7. Treasure Hunt

Seasonal Workshops

1. St. Brigid's Crosses
2. St. Patrick's Badges*
3. Decorating Easter Eggs
4. Harvest Knots*
5. Hallowe'en Traditions
6. Christmas Cards and Decorations

Demonstrations with Hands-on Element

1. Spinning and Wool-craft
2. Weaving and Wool-craft
3. Straw, Rush, Willow baskets
4. Candle Making
5. Butter Making

* These activities are available in Irish language. Other workshops may be available as Gaeilge on request.

All activities are based on the NMI – Country Life themes and exhibitions.

If you are looking for a tour or other activity that is not listed above we will endeavour to tailor a specialised activity to complement your class needs.



RESOURCES FOR TEACHERS

Teachers who wish to make a self-guided visit are most welcome. We recommend that teachers give advance notice of all visits via the bookings office.



Education Rooms

The Education rooms can be found on level C in the galleries. These can be pre-booked for your group. The Activity Room is where most of the workshops take place. There you will find copies of our self guided resources, including worksheets, 'make & do' instructions, clipboards, paper, pencils etc. and limited art materials. The Resource Room adjacent has items from the Museum's handling collection along with a selection of books and other reading material. There are also four computers with access to the National Museum website and other learning based sites.

Make and Do Instructions for Calendar Activities

- St. Bridget's crosses
- St. Patrick's badges
- Harvest knots

All of the above are available from Reception, from the Education rooms and as a download from the website <http://www.museum.ie/en/list/self-guided-visit-resources.aspx>.

Activity carts

There are Activity Carts throughout the galleries providing worksheets, paper, pencils and clipboards.

Handling

While visitors are advised not to touch the exhibits for conservation reasons, the museum also provides access to a specially developed handling collection. The handling objects include clothing, domestic items, baskets made from a variety of materials and items from everyday life. These objects have a green 'Please Touch' label.



SUGGESTION FOR YOUR GROUP VISIT

Junior Cert

Choose from menu of tours & activities or specific programmed events

- Friday 8th October 10.00am to 11.30am & 12pm to 1.30pm
Talk & Workshop. Cross of Cong
Curriculum Link: History & Art: Junior Cycle
- Tuesday 23rd November 1.00pm
Storytelling Performance. Fadó, Fadó...
Curriculum Link: English: Junior & senior cycle
- Thursday 2nd December 10am to 12pm
Workshop. Sketch my Favourite Object
Curriculum Link: Art: Junior cycle

Transition Year

Choose from menus of tours & activities or specific programmed events

- **Traditional Music, Song & Dance Programme!**
5 Day Course.
Monday 15th to Friday 19th November 2010
inclusive
- **Establishing a Vegetable Garden Outreach Project Spring 2011**





Leaving Cert, LCA, LCVP & Youthreach

Choose from menus of tours & activities or specific programmed events

- **Establishing a Vegetable Garden Outreach Project Spring 2011**
- **Meet the Craftsperson**

Establishing a Vegetable Garden Outreach Project Spring 2011

The Education & Outreach Department are offering Post Primary Students assistance with planning and building a vegetable garden. Our Gardener will visit your school or community to help with the setting up of raised beds which can be tailored to suit your site.

This outreach programme is particularly suitable for the **Transition Year** curriculum either as a **NCCA Transition Unit** or as a theme for the **Mini Company**. Alternatively, **Home Economics** students may like to produce and harvest their own food then use it in the kitchen.

Establishing a vegetable garden has the potential to support cross-curricular activities such as Science & Environmental studies, Geography, History, Maths, Art, Home Economics and ICT. A school or community garden can also help towards the **An Taisce 'Green Schools' Award**.

All gardens will be in place by the end of April 2011

**For more information contact the Bookings Office
Tel: 094 90 31751 or email:
educationtph@museum.ie**

Deadline for applications is 17 December 2010



Meet the Craftsperson

2011 has been designated the 'Year of Craft'. We look forward to working with the Crafts Council of Ireland (www.ccoi.ie) to celebrate this year. The objective of the year is to promote the craft profession as exciting and commercially viable, and to create public awareness of the wealth of craft that Ireland has to offer both at home and abroad.

To tie in with 'Year of Craft' the Museum is offering an opportunity for groups to meet a variety of craftspeople and to experience a craft first hand. Craftspeople that have demonstrated in the museum include a Woodturner, Potter, Blacksmith, Spinner, Basketmaker, Musical instrument maker, Thatcher and other crafts people. Why not contact us to set up a meeting with a local craftspeople?

This September 2nd to 15th October 2010 we will have the RDS National Crafts Competition and the RDS Student Art Awards winners pieces on display. The exhibition promotes Ireland's most promising and talented artists and designers to a wider audience.



SCHEDULED PROGRAMME SEPTEMBER TO DECEMBER 2010

OCTOBER

**Friday 8th 10.00am to 11.30am
& 12.00 to 1.30pm**

Talk & Workshop. Cross of Cong

Join Lisa Fahy to look at this important reliquary and then join our art activity to make your own masterpiece based on the 12th Century reliquary, the Cross of Cong.

Curriculum Link:

Junior Cycle

History: Castle, Church and City, the medieval monastery and parish; Work, Art, Craft; Archaeological evidence.

Art: Drawing, 2-D and 3-D Art, Craft & Design; Observation; Recording and Analysis.

Mid-Term Break

25th to 29th October



NOVEMBER

**Monday 15th to Friday 19th inclusive 10am to 4pm
5 Day Course. Traditional Music, Song and Dance Programme!**

Dust down that fiddle and polish up that accordion because the National Museum of Ireland - Country Life is looking for you to take this unique opportunity to work with a team of well known traditional musicians percussionist Robbie Harris, musician Emer Mayock, singer Seamie O'Dowd and dancer Brian Cunningham. Explore aspects of percussion, music, song and dance through various media while learning music and creating new work. If you can play a few tunes we want to hear from you!

Note: Refundable deposit required to hold place on this course

Expression of interest is needed by: Friday 15th October

Need to book by: Friday 5th November

Curriculum Link:

Transition Year

Aesthetics Education, Music and Dance:

Develop awareness and appreciation of music and dance; Exposure to the living arts; Critical listening, Composing, Performing and Socialisation

‘Definitely worthwhile for anyone with ambitions for music’ ‘ I really, really enjoyed the week. I’ll be definitely recommend it to other TY students’.

Pupil, Mount St. Michael’s Secondary School, Claremorris, Co. Mayo.



Tuesday 23rd 1.00pm

Storytelling Performance. Fadó, Fadó...

Niall de Búrca is one of Ireland's finest traditional storytellers. He was raised in Galway and displayed a talent for narrative from a young age. Oral tales were handed down through the generations and were an important part of our culture. At present he is creating a new collection of tales based on objects in the Museum's collections. As November is a traditional time for storytelling with the coming of the dark evenings, pull up a chair and join Niall de Búrca as he relates some of his favourite tales....

Curriculum Link:

Junior & senior cycle

English: Listening skills

History: Language and history i.e oral accounts and stories

'Niall de Búrca is very energetic, engaging, relates to pupils, very funny. A great experience'.

Davitt College, Castlebar, Co. Mayo.

DECEMBER

Thursday 2nd 10am to 12pm

Workshop. Sketch my Favourite Object

Join Deirdre Keetley to explore the fundamentals in learning how to sketch still life. The first part will give you the background of how to sketch objects. Then use the Museum's collections as inspiration to draw your own favourite objects.

Curriculum Link:

Junior cycle

Art: Observational Drawing; 2-D and 3-D Art, Craft, Design; Observation; Recording and Analysis

Christmas Holiday Dates

23rd December to 10th January



SCHEDULED PROGRAMME JANUARY 2011 TO APRIL 2011

JANUARY

Friday 21st 10.00am to 2.00pm

Study Day for Leaving Certificate Art Students in association with the National Gallery of Ireland

This slideshow and talk for students and teachers draws on images from the national collection and covers the following topics: the Renaissance; Impressionism to Abstraction; Early Modern Irish Art including Leaving Cert tips and a focus on the Cross of Cong.

Curriculum Link:

Leaving Cert

Art: History and Appreciation of Art

- Renaissance, Impressionism to Abstraction & Early Modern Irish Art

‘Excellent-covered my art history course in a morning, slides really good’.

Student Davitt College, Castlebar, Co. Mayo

Mid-Term

21st to 25th Feb

MARCH

Seachtain na Gaeilge

3^ú – 17^ú Márta 2011

Ceiliúrann Ard-Mhúsaem na hÉireann Seachtain na Gaeilge, le réimse imeachtaí trí Ghaeilge - turais, seisiúin scéalaíochta agus ceoil. Beidh na himeachtaí ar fad dá-theangach.

The National Museum of Ireland celebrates Seachtain na Gaeilge, with a range of events through Irish including tours, storytelling and workshops. All events are bi-lingual.

See our menu of tours & activities to see what programming is available as Gaeilge.

Thursday 3rd 10am to 11, 11.30am to 12.30

Interactive Performance. Living History

Join Michael Moylan of ‘Irish History Live’ to experience living in the past and everyday life in Ireland around the 1900’s. Try on the clothes, find out about the food and much more.

Curriculum Link:

Junior Cycle

History: Social change & political developments in the 19th/ 20th Century, Artefacts, Understanding the modern world

‘So much history covered in a short time. Brilliant, very entertaining. My class loved it and learned so much’.

Post Primary School, Athenry, Co. Galway



Friday 18th 10.00am to 12pm

Treasure Hunt

Use your skills in orienteering, map reading, general and specific knowledge to get the high score in our Treasure Hunt. You will work in teams to answer questions that will focus on the physical environment, map reading and identification of local flora and fauna.

(Bring suitable outdoor gear)

Curriculum Link:

Junior Cycle/ Transition Year

Geography: Extract information from maps, recognise symbols, use grid references, relate maps to photographs and other sources of information, orientation in the field.

CROSS OF CONG COMPETITION

The National Museum of Ireland - Country Life invites students to use their creative writing skills by composing a poem or a short story inspired by the Cross of Cong.

The Cross of Cong is one of Ireland's greatest treasures which returns to Mayo after an absence of 170 years. It was made in 1123 to encase a fragment of the True Cross.



Terms & Conditions:

- The competition is open to original unpublished short stories/poems in the English language of **1000** words max. The story or poem should be based on the Cross of Cong.
- Your entry should preferably be written in clear legible handwriting, double-spaced and should appear on one side of the page only. Alternatively entries could be typed (size 12 font). Manuscripts cannot be returned.
- Your entry should have a title.
- An overall prize will be awarded to the best short story/poem. The judges, whose decision is final, will also award a number of prizes to entries that are highly recommended.
- Prize-winning entries and a selection of entries of merit will be published on our website.
- Entries clearly marked 'Schools Competition Cross of Cong' will be accepted up until **27th February 2011**.
- A completed entry form **must** accompany each short story/poem.

Please turn over for Entry Form →



CROSS OF CONG ENTRY FORM

Title of short story/poem

Name of Entrant _____

Date of Birth _____

School Name & Address _____

Class _____

School Phone Number _____

This is entirely my own work (signature of student) _____

I hereby declare that to the best of my knowledge, the contents submitted by this student is his/her original work:

Signature of supervising teacher _____

Preparatory Visits:

To visit the Museum and view the Cross of Cong, please contact the Education & Outreach Department

Tel: 094 90 31751 Fax: 094 90 31498 Email: educationtph@museum.ie

Bookings Office Hours: Monday to Friday, 10am to 2pm

Address: Education Department, NMI - Country Life, Turlough Park House, Castlebar, Co. Mayo

National Museum of Ireland - Decorative Arts & History



Collins Barracks, Benburb Street, Dublin 7

pages 37-48

September 2010 to June 2011





Decorative Arts & History

MUSEUM & FACILITIES

■ WHAT'S IN THE MUSEUM

The National Museum of Ireland at Collins Barracks is Ireland's national museum of the decorative arts and of Ireland's economic, social, political and military history.

The Building

The Barracks and its environs, including the 'Croppies Acre' and Arbour Hill cemetery, are important landmarks in Irish history from 1798, through to independence in 1922 and up to the present day. The workshop 'Life in the Barracks' draws on themes related to the building and its environs – see the Gallery Sessions and Workshop section for more information.

Exhibition Galleries

The Soldiers & Chiefs exhibition traces Ireland's military history from 1550 to the present day. Original artefacts, letters, replicas and interactives show how soldiering and war have affected the lives of Irish people over the centuries. The exhibition deals with key events

MUSEUM & FACILITIES

- WHAT'S IN THE MUSEUM
- FACILITIES
- HOW TO GET THERE

RESOURCES FOR TEACHERS

- MUSEUM EDUCATORS
- SELF DIRECTED LEARNING RESOURCES

GALLERY SESSIONS & WORKSHOPS

- SESSIONS
- WORKSHOPS

SPECIAL SCHEDULED PROGRAMMES

WEEKENDS & MIDTERMS

in history – including the 1798 rebellion, the Irish in the American Civil War, World War One, the Easter Rising and the War of Independence. In addition, a range of themes is explored, such as the daily life of the soldier, the changing technology of warfare, why soldiers join up and life for women and families during times of conflict. Many of these themes are further explored in a series of activity books for schools – see page 44.

Other historical galleries include 'Understanding 1916' which focuses on the period from 1913 to 1923 and aims to put the Easter Rising into its social, economic and cultural contexts as well as describing the main events of the week and the aftermath.

The decorative arts galleries include exhibitions of Irish clothing and jewellery, silver, furniture and coinage as well as themed exhibitions such as 'Curator's Choice'. This exhibition aims to address **why** and **how** objects can be important to a museum. All the galleries provide a 'way in'



to understanding Ireland's social and economic history as well as being a resource linking in with a wide range of curricula, including Art and Design, Geography, English and Drama.

Other permanent exhibitions include Eileen Gray, *The Way We Wore: 250 years of Irish Clothing and Jewellery*, *Out of Storage, Irish Silver*, *Irish Period Furniture*, *Airgead: A Thousand Years of Irish Coins and Currency*, *What's in Store, A Dubliner's Collection of Asian Art - The Albert Bender Exhibition* and *Irish Country Furniture*.

Temporary Exhibitions

All exhibitions listed will be on display up to Summer 2011, unless otherwise stated.

Temporary exhibitions include the following:

Irish High Crosses

An exhibition of six 19th century High Crosses replicates some of the finest examples of Early Medieval sculpture from Ireland. They include two crosses from Ahenny, Co. Tipperary; two from Monasterboice, Co. Louth; single crosses from Drumcliffe, Co. Sligo and Dysart O'Dea, Co. Clare.

Blaze Away: Duelling, Gun-makers and Sword-makers in 19th century Ireland

This exhibition examines duelling in Ireland and the work of two Irish families – the Rigbys and the Reads - who made swords and guns in Dublin in the 19th century.

Neillí Mulcahy – exhibition ends Spring 2011

This exhibition looks at the work of the Irish fashion designer, Neillí Mulcahy, famous for her innovative use of Irish tweeds. The exhibition includes a selection of day and

evening wear supported by contemporary photography, fashion illustrations, newspaper cuttings and items from Mulcahy's archive. The exhibition follows the design process from sketches and fabric samples, through to the finished piece, which will be of interest to students of art and design.

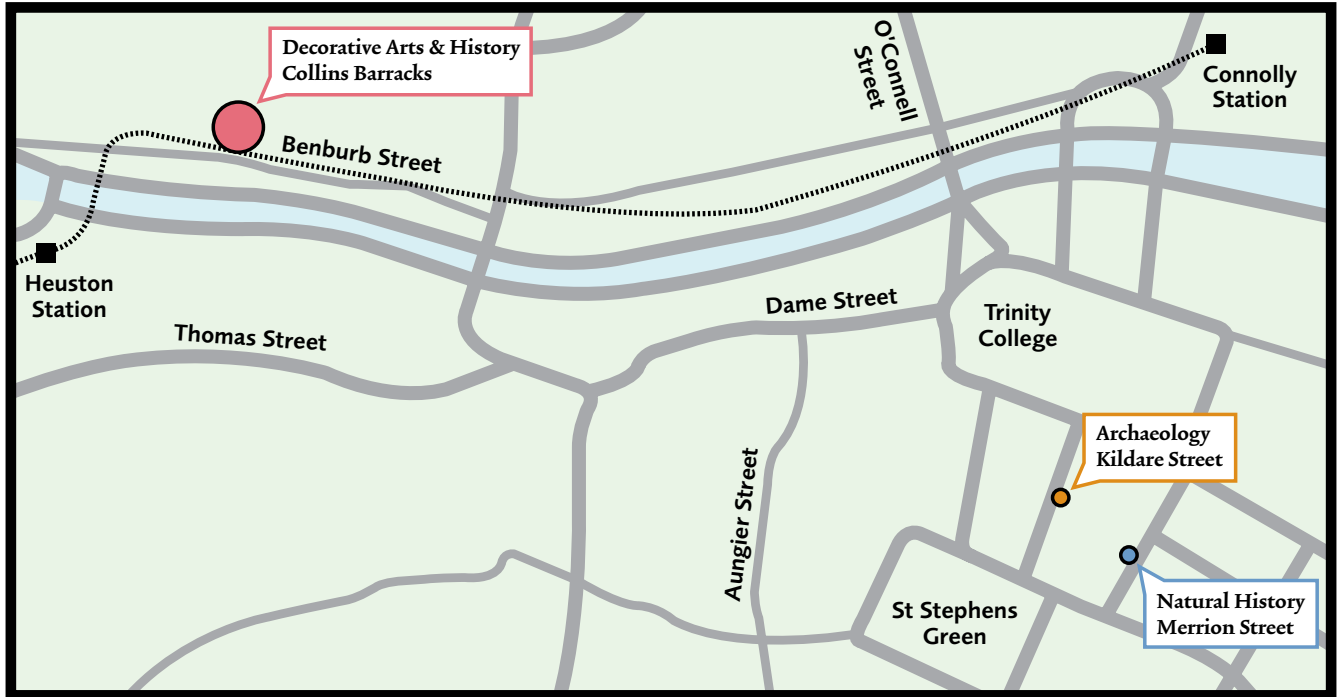
Irish Countrywomen's Association centenary exhibition 1910 – 2010

This exhibition of craftwork from the ICA will be on display from October – December 2010.

Barracks Life Room

This interactive gallery allows visitors to imagine life as a soldier living in the Barracks in the 19th and 20th centuries, through reconstruction areas, hands-on experiences and computer interactives. Students can try on uniforms, practise rifle drill, explore the reconstructed beds laid out for kit inspection and try out the interactive computers.





FACILITIES

Access

The Museum is fully wheelchair accessible.

- Wheelchairs are available at reception.
- Lift to all floors
- Disabled Toilets

The Soldiers & Chiefs galleries have large print graphics in book form available. Barracks Life Room has its graphic panels available in audio, Braille and large print versions.

Lunch Room

A Lunch Room is available for school groups who come with packed lunches. Groups of up to 30 can use this room. Groups wishing to book the Lunch Room must request use of the facility when booking their visit.

The Museum restaurant, Brambles Café, can also cater for school groups.

Cloakroom

There are limited cloakroom facilities. Groups are advised to bring as little baggage as possible into the Museum and if arriving on by private bus, bags and coats should be left on the bus.

Shop

The shop stocks a range of books on Irish history and the decorative arts as well as publications relating to the other National Museum sites. There are also small and inexpensive items suitable for children.

HOW TO GET THERE

- On Foot (approximately)
 - 30 minutes walk from O'Connell Street;
 - 45 minutes walk from Grafton Street;
 - Five minutes walk from Smithfield, Heuston Station or Phoenix Park.
- Public Transport
 - Bus:** 90 (Aston Quay), 25, 25A, 66, 67 (Wellington Quay)
 - Luas:** Red line Luas (tram) – dedicated 'Museum' stop
- Parking:
 - Free supervised parking for coaches and cars

We hope that you enjoy your visit.



RESOURCES FOR TEACHERS

■ MUSEUM EDUCATORS

Meet a Museum Educator

Teachers booking self directed visits can make an appointment to talk to a member of the Education team who can help teachers prepare for their visits by providing information, expert knowledge and resources on the Museum's exhibitions, as well as advice on pre and post visit activities and tips on how to bring groups around the Museum.

Email bookings@museum.ie to make an appointment to meet or talk with one of the Education team.

Education Resource Room

Teachers can book the Education Resource Room when booking a self directed or facilitated visit to the Museum. The room can be used for follow-on activities - drawing, writing or discussion - after a visit to the Museum. The room can accommodate up to 30. Resources available to book include a whiteboard, computers with access to the Museum's website and a range of similar websites, books that relate to the museum's collections, some handling material and basic art materials. The room is supervised by a Museum educator.

Handling Objects Box

Explore the exhibition, 'The Way We Wore: 250 Years of Irish Clothing and Jewellery' through a box of handling objects and learning resources. This box includes material samples, replica and original clothing and shoes as well as teachers' notes on how to use the box as a teaching resource with their group in the galleries. Email bookings@museum.ie to book the box for a one hour session. Maximum number of students to use this resource: 15.

■ SELF DIRECTED LEARNING RESOURCES

Teachers' Resource Pack: 'What's in the Museum?'

The 'What's in the Museum?' resource pack is for second level teachers who wish to bring their students on a self-directed visit to the National Museum of Ireland – Decorative Arts and History. The pack aims to provide teachers with essential resources and information to enable them introduce the Museum and its collections of Irish material heritage, to their students. The pack also provides teachers with practical advice on bringing their group around the Museum, factsheets on 10 objects in two galleries, curriculum links, a glossary and suggestions for post visit activities. To view a copy of the pack or download a version, go to the Explore and Learn section at www.museum.ie.

Teachers' resource pack: 'Understanding 1916'

This pack will be available from January 2011 for second level teachers. For information on the pack go to the Explore and Learn section of the website at www.museum.ie.





General Activity Sheets

These activity sheets are aimed especially at 8 to 12 year olds but may be suitable for 1st – 2nd years. Copies of the sheets are available from the Bookings Office and can be downloaded from the Explore and Learn section of the website at <http://www.museum.ie/en/list/second-level.aspx?article=bb618428-0197-49f8-be6f-8be792c204c8>.

- My Favourite Object
- My Favourite Object in the Soldiers & Chiefs Exhibition
- The Heritage Trail
- The Way We Wore: 250 Years of Irish Clothing and Jewellery

Tá na Leabhair Gníomhaíochtaí seo go léir ar fáil i nGaeilge.

Soldiers & Chiefs Activity Books for Schools

This is a comprehensive resource for second level teachers and students aimed at a range of ages and abilities. The 12 books aim to explore in depth some of the themes and topics that are within the Soldiers & Chiefs exhibition. In particular, the activity books aim to draw out ideas and concepts that link in with key areas of the second level history curriculum. The 12 books can be viewed online along with Notes for Teachers. The Activity Books can be ordered, free of charge for your class by contacting the Bookings Office.





GALLERY SESSIONS & WORKSHOPS

At second level, programmes are geared towards the requirements of the History curriculum and the Art, Craft & Design curricula. Other subjects supported are Home Economics, CSPE, English and Religious Education. The programmes are also designed to complement the **Transition Year** curriculum, **LCA**, **LCVP** and **Youthreach**. For a schedule of gallery sessions, workshops and the slots for self directed gallery sessions, see the insert for September to December 2010. Most workshops are available throughout the year, but for the most up to date information check the Explore and Learn section of the website at www.museum.ie.

“ The students were encouraged to critically think about artefacts and objects...Museum staff used a variety of visual, auditory and kinaesthetic stimulation in their workshops - this is a very practical way to learn for some students who may have strong leanings towards one particular learning style. ”

Lecturer, National Institute of Intellectual Disabilities,
Trinity College Dublin

SESSIONS

Life in the Barracks – Hands on Gallery Session

This session combines a gallery talk with a hands-on session, introducing students to life in the Barracks in the past and the history and architectural heritage of Collins Barracks. Students explore the Garrison Life gallery in the Soldiers & Chiefs exhibition and are introduced to the discovery gallery in the Barracks Life Room, where they have an opportunity to handle a range of objects that relate to a soldier's life and discuss with the Museum educator what life was like for a soldier stationed at Collins Barracks in the past.

Maximum: 15 per group

Duration: approximately 45 minutes

Key Curriculum Links

Junior Cycle History

- How we find out about the past
- Studies of Change: Factors which cause and influence change: Political Change – Revolutionary movements
- Understanding the Modern World: Political developments in Ireland in the late 19th and 20th Centuries

Senior Cycle History

- The end of the Irish Kingdom and the establishment of the Union 1775 – 1815



1913 – 1923: A Decade of Military Conflict – Gallery Session

Students are introduced to the experiences of ordinary Irishmen and women involved in wars in Ireland and around the world through a gallery based talk in the Soldiers & Chiefs exhibition. The tour focuses on objects that reflect Irish involvement in World War I, the 1916 Rebellion, the War of Independence and the Civil War, and how all these events affected combatants and civilians alike. This tour can also be tailored to focus on the interpretation of primary sources, by referring to the objects, photographs and written documents on display.

Maximum: 15 per group

Duration: 45 minutes

Key Curriculum Links

Junior Cycle History

- How we find out about the past
- Understanding the Modern World: Political developments in Ireland in the late 19th and 20th Centuries
- Social change in the 20th Century

Senior Cycle History

- Later Modern Irish history – Movements for political and social reform
- Later Modern Irish history – The pursuit of sovereignty and the impact of partition 1912 – 1949
- Later Modern Europe – Nation States and International Tensions, 1871 – 1920

Understanding 1916 – Gallery Session

This talk takes place in the Understanding 1916 exhibition gallery and aims to provide a general introduction to the topic by focusing on the political, social and cultural events leading up to the Rising, the Easter Week fighting in Dublin and its aftermath.

The talk centres on key artefacts such as the 1916 Proclamation of the Irish Republic, and objects belonging to several of the key figures involved in the Rising including Pádraig Pearse, Tom Clarke and James Connolly. This session can also be tailored to focus on the interpretation of primary sources, by referring to the objects, photographs and written documents on display.

Maximum: 12 per group

Duration: 30 minutes

Key Curriculum Links

Junior Cycle History

- How we find out about the past
- Understanding the Modern World: Political developments in Ireland in the late 19th and early 20th Century
- Social change in the 20th Century

Senior Cycle History

- Later Modern Irish history
- Movements for political and social reform
- The pursuit of sovereignty and the impact of partition 1912 – 1949



From Barracks to Museum: Exhibition Layout and Design

This session aims to give students the tools with which to evaluate an exhibition effectively. Students will first learn of the transformation of Collins Barracks from the oldest Barracks in Europe to the National Museum's Museum of Decorative Arts and History. Then, looking at three different exhibitions in the Museum, students will be encouraged to think critically about exhibition layout and design, examining aspects such as lighting, labelling and display.

Maximum: 15 per group

Duration: 45 minutes

Key Curriculum Links

Senior Cycle Art Craft & Design

- General Appreciation

Eileen Gray

Overlooked for most of her career, Wexford-born Eileen Gray (1879-1976) is now regarded as one of the most influential designers and architects of the 20th century. Students are brought through the exhibition and introduced to her life and work through first hand observation of her furniture, drawings and other artefacts. The session aims to provide students with the knowledge to confidently answer any question that may appear about the designer on the Leaving Certificate paper.

Maximum: 15 per group

Duration: 45 minutes

Key Curriculum Links

Senior Cycle Art Craft & Design History

- Art, Craft and Design



WORKSHOPS

If Things Could Talk...Exploring Museums

This workshop aims to explore the purpose of museums, the role of the curator and the meanings that we invest in objects. The workshop takes place in the Museum Galleries using handling objects and is facilitated by Museum educators. Students work in small groups and are encouraged to explore objects through observation and discussion. They are encouraged to gather information about the objects as a curator would, for example by looking at physical features, design, condition and raw materials. Students are asked to think about functionality and who might have owned a particular object. The workshop also aims to provide students with opportunities to develop their observational, analytical, listening and team working skills. The structure of this workshop allows it to be tailored to a wide range of learning abilities and learning styles.

If Things Could Talk... Intergenerational workshop

This workshop can also be booked by schools working on inter-generational projects with the Older Women's Network, Active Retirement Ireland groups, Age Action groups or other older people's groups. Working with an intergenerational group allows potential for a deeper engagement with recent social and economic history and stronger CPSE links.

Maximum: 15 per group

Duration: one hour



Key Curriculum Links

Junior Cycle History

- How we find out about the past
- Social change in the 20th Century

Junior Cycle Art, Craft & Design

Other Curriculum Links/ Skills

- English Language/Oral/Listening Skills
- Home Economics
- CPSE



SPECIAL SCHEDULED PROGRAMMES SEPTEMBER 2010 TO MARCH 2011

Seeing the Bigger Picture: Drawing workshops

This workshop aims to provide students with opportunities to develop their drawing skills using some of the Museum galleries as starting points, including the temporary exhibition on the Irish High Crosses. Emphasis is on exploring different drawing techniques and on having fun through drawing! Post visit information is provided, so that teachers have plenty of ideas for following up the Museum visit.

Maximum: 15 per group

Duration: 1 hour

Key Curriculum Links

Junior & Senior Cycle Art, Craft & Design

This workshop is available on Tuesday mornings in October - November 2010 and January - March 2011.

What Rhymes with Museum? Poetry Writing Workshops

Tuesday 19th and Thursday 21st October 2010

Tuesday 15th and Thursday 17th February 2011

This is an opportunity to work with renowned poets Seamus Cashman and Anne Fitzgerald in workshops at the Museum, using the galleries and objects on display as the starting point and inspiration. The workshops aim to encourage students to engage with the exhibitions through the medium of poetry and to explore the potential for stories and poems behind objects. Students will have opportunities to develop their imaginative, observational and descriptive skills as well as developing writing skills.

Maximum: 15 per group

Duration: 1 hour

Workshop times:

10 – 11am

11.30am – 12.30pm.

Key Curriculum Links

English

- Oral and reading skills; developing emotional, imaginative and aesthetic development through language

Other Curriculum Links include

History and CSPE

A Stitch through Time... Art, Craft and Design Workshops

17th – 19th November 2010

26th – 28th January 2011

This cross curricular workshop aims to encourage students to learn about Irish social, political and military history through exploring its visual and material culture. Focusing on the visually stunning Stokes Tapestry in the Soldiers & Chiefs exhibition as a starting point, students will then have the opportunity to make a range of artefacts, using fabric, collage and a range of diverse materials.

Maximum: 15 per group

Duration: 1 hour and 30 minutes (a short break will be provided for students during the workshop)

Key Curriculum Links

Junior Cycle Art, Craft & Design

Home Economics



Open House Festival Workshops

7th and 8th October 2010

As part of the Open House Festival, schools can book a workshop on the theme of architecture through a creative, construction art workshop. The Eileen Gray exhibition, which explores one of Ireland's most important designers and architects is the starting point for this workshop. This workshop is facilitated by practising architects Aoife Banim and Maria Tarsouli.

Maximum: 15 per group

Duration: 1 hour and 30 minutes (a short break will be provided for students during the workshop)

Key Curriculum Links

Junior Cycle Art, Craft & Design

- Construction
- Technology

Leaving Certificate

- History of Art
- Construction
- Technology

“ The group felt it was one of the best field trips they had been on, and the most useful for what they hope to do in the future. ”

Lecturer, Dundalk Institute of Technology

Science Week Events

11th and 12th November 2010

This gallery session provides students with a chance to see how conservation works in the museum as well as a chance to discover some of the strange and interesting scientific instruments on display – students will also have opportunities to handle objects and an information sheet with follow up activities is provided.

Maximum: 15 per group

Duration: 45 minutes

Key Curriculum Links

Junior Cycle Science

Please see the insert for a schedule of Gallery Sessions and Workshops for Second Level Schools from September – December 2010. For the most up-to-date information about programmes go to the Explore and Learn-Decorative Arts and History pages at www.museum.ie.

WEEKENDS & MIDTERMS

There's a regular programme of events at Collins Barracks all year round including Adult Gallery Talks, 'My Museum' Family Workshops, Public Tours and Family Tours, and all **FREE** of charge. The National Museum offers a great day out for you, your friends and your family. For more information please contact our Bookings Office or check online at <http://www.museum.ie/en/list/calendar-of-events.aspx>.

National Museum of Ireland - Natural History



Merrion Street, Dublin 2

pages 49-54

September 2010 to June 2011





Natural History

MUSEUM & FACILITIES

- WHAT'S IN THE MUSEUM
- FACILITIES
- HOW TO GET THERE

WORKSHOPS

RESOURCES FOR TEACHERS

- ACTIVITY SHEETS
- CLASSROOM RESOURCES

MUSEUM & FACILITIES

■ WHAT'S IN THE MUSEUM

The National Museum of Ireland - Natural History has galleries of animals from Ireland and overseas from a total collection of about 2 million scientific specimens. The ground floor is dedicated to Irish animals, featuring giant deer skeletons and a variety of mammals, birds and fish. The upper floors of the building were laid out in the 19th Century in a scientific arrangement showing the diversity of animal life in an evolutionary sequence. The first floor can now be accessed from the original grand stone staircase which has been recently restored. New facilities include the Discovery Zone where visitors can handle taxidermic specimens and open drawers to see what is lurking inside, and a Reading Area at first floor level which has a selection of books about natural history.

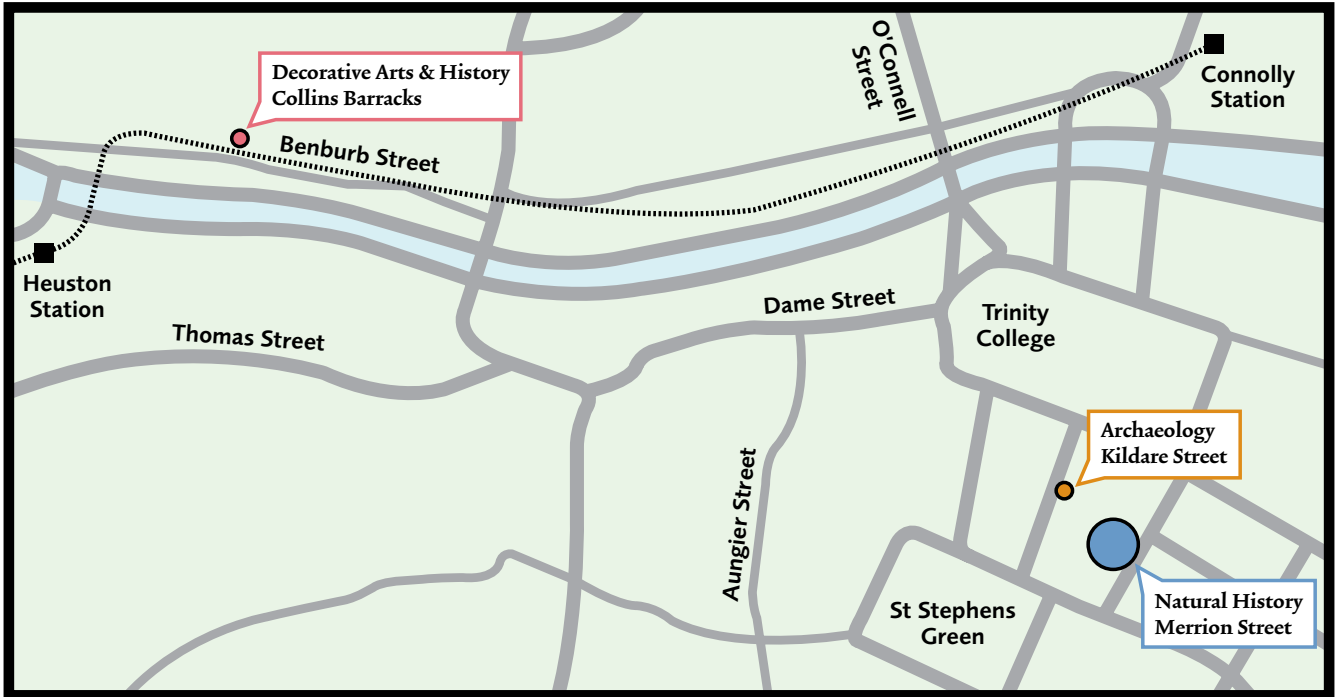
The Natural History Museum has two dedicated education areas:

Discovery Zone

This hands-on area has two mobile units, 'Life on Land' and 'The Life Aquatic'. Groups can look at and learn about the different species that live in each environment and handle our badger and pilot whale skull. In 'Life on Land' various different themes are explored; 'life in the earth' looks at creepy crawlies like the tarantula, while 'life in the air' explores how birds' beaks fit their lifestyle. Mammals that live on land such as a wolf are also explored in this area. In 'The Life Aquatic' objects are grouped in themes such as Irish sea mammals, freshwater insects and sea shells.

Reading Area

This new area was developed to provide an opportunity for visitors to sit and read more about the many animals which are on display and other topics related to natural history. The selection of books is aimed at providing teachers and students with insights into the varied and exciting work of natural history. This space also provides seating so that the Victorian displays and buildings as well as the exhibits can be reflected upon.



FACILITIES

Access

The ground floor exhibitions, Museum gift shop, and one restroom are wheelchair accessible. There is no wheelchair accessibility to the first floor exhibitions.

Museum Shop

At the Museum entrance is the gift shop, which contains many books about natural history. The Museum shop offers teachers a 10% discount.

Museum Café

There is no Museum Café and there is no lunch room facility at this site. Merrion Square Park and Stephen's Green and the Grafton Street area, which are all within walking distance all would provide a variety of options for picnicking and lunch.

Space Restrictions

Due to limitations in space and closure of the upper balconies, it is possible for 60 children only to enter the building per hour. The ratio of adults to children is 1 to 15 and 1 to 10 for other groups. Check with the Bookings Office for further details.

The duration of each visit is 45 minutes; 20 minutes on each of the two floors of the Museum or 45 minutes on one floor.

HOW TO GET THERE

- On Foot
 - It is approximately a ten minute walk from Grafton Street or St Stephen's Green and a 15 minute walk from O'Connell Street or Dublin Docklands.
- Public Transport
 - Bus:** Bus routes numbers 4A, 5, 7, 8 (alight Merrion Square), 10 (alight Merrion Row).
 - Luas:** Green Line Luas (tram) which runs approximately every ten minutes. The Museum is a ten minute walk from 'St Stephen's Green' stop.
 - DART Train:** The Museum is a five minute walk from Pearse Station on Westland Row.
- Coach Parking: There is on-street parking and coach parking on Merrion Square.

We hope you enjoy your visit.



WORKSHOPS

The workshops on offer are facilitated by Education staff and are delivered with an emphasis on interactivity to generate a two way discussion about what the students are investigating.

■ WORKSHOPS

Extinction- Who's to Blame?

The workshop is designed to meet the requirements of:

- The CSPE curriculum at Junior Cert level (including the concepts of Stewardship & Development for the Action Project module) and
- Transition Year Programme (including Civic, Social and Political Education; Science Studies; Environmental and Social Studies).

The usual duration of the entire workshop is 60 minutes and consists of a tour and a handling workshop including:

- Wolf Skin
- Lynx Skin
- Tiger Skin
- Badger
- Elephant tooth

The workshop aims to investigate extinction and its causes. Participants will learn that there are different stages to extinction, and more than one action or event can lead to the extinction of a species. Looking at famous examples such

as the extinction of the dinosaurs, the Giant Irish Deer and the Thylacine (Tasmanian Tiger). Students will also have a chance to discuss the role of humans in extinction and the use of botanic gardens, zoos and aquaria in the preservation of species.

The major topics covered in this workshop are:

- Definition of extinction
- Stages of extinction
- Why species become extinct (including species examples)
- Evolution and extinction (including looking at “living fossils”)
- Mass extinctions
- Human impacts on species

Maximum: 30 per group.

Duration: approx. 60 minutes.

Key Curriculum Strands

CSPE:

- Action Project module

Transition Year Programme:

- Civic, Social and Political Education; Science Studies; Environmental and Social Studies

RESOURCES FOR TEACHERS

Teachers who wish to make a self-guided visit are welcome. Please let the Bookings Office know if you intend to make a self-guided visit with your class.

■ ACTIVITY SHEETS

The Education and Outreach Department has created a number of activity sheets, which are suitable for second school students and will help focus a group visit:

- A Bogland Visit
- Everything Counts - Irish Biodiversity
As part of our programme around the 2010 International Year for Biodiversity, there is a new activity sheet entitled 'Everything Counts - Irish Biodiversity', for second level students.



■ CLASSROOM RESOURCES

Biodiversity Poster

Our biodiversity poster is available to all school groups - ask for a copy when at the Museum. The Biodiversity posters and worksheets are funded by the Department of Environment, Heritage and Local Government, as part of the 2010 International Year of Biodiversity.

Teachers' Information Pack

Our teachers' pack, aimed in particular at teachers leading self guided visits, will provide practical information about your class visit, as well as suggestions for preparatory information, follow up activities and suggestions for curriculum-linked activities during your visit.

The teachers pack is downloadable as a PDF at www.museum.ie.



SPECIAL EDUCATION EVENTS WINTER TERM 2010

NATIONAL MUSEUM OF IRELAND - NATURAL HISTORY

Science Week 2010

This year why not avail of our special Science Week School Workshops or Tour? Tour topics are: Birds, Beaks and Beyond!; Biodiversity- what's all the fuss about?; Evolution- just monkey business? All workshops are of 60 minutes duration, and must be pre-booked.

Workshops are available from 9th to 12th November and can be booked from September 30th onwards. Please check the schedule insert for information on times and dates.



SPECIAL EDUCATION EVENTS 2011

BT Young Scientist & Technology Exhibition 2011, RDS, Ballsbridge, Dublin

Now in its 47th year, the BT Young Scientist & Technology Exhibition takes place in the RDS, Ballsbridge, Dublin from the 12th to the 15th of January 2011. The National Museum will have a stand at the RDS and explain more about our work and have some items from our collection for visitors to handle. If you are bringing your class, come visit the National Museum of Ireland stand and chat with Museum scientists, curators, and Education Staff. Normal RDS exhibition admission rates apply. Please visit www.btyoungscientist.com for more details.

museum

National Museum of Ireland

Ard-Mhúsaem na hÉireann

www.museum.ie

NATIONAL MUSEUM OF IRELAND - ARCHAEOLOGY

Kildare Street, Dublin 2

NATIONAL MUSEUM OF IRELAND - COUNTRY LIFE

Turlough Park, Castlebar, Co. Mayo

NATIONAL MUSEUM OF IRELAND - DECORATIVE ARTS & HISTORY

Collins Barracks, Benburb Street, Dublin 7

NATIONAL MUSEUM OF IRELAND - NATURAL HISTORY

Merrion Street, Dublin 2

For further information on the National Museum of Ireland - Archaeology, Decorative Arts & History and Natural History contact the Booking Office at bookings@museum.ie.

For further information on the National Museum of Ireland - Country Life contact the Booking Office at educationtph@museum.ie.

